



District Report Card: 2017


State: Rajasthan	District: Ajmer
Class: 3	Subject: Language
Schools: 59	Students: 1138


Participation/Coverage


Students

<div>GENDER</div> <div></div>	Boys		Girls	
	Number	%	Number	%
	494	43.41	644	56.59

<div>AREA</div> <div></div>	Rural		Urban	
	Number	%	Number	%
	982	86.29	156	13.71

<div>CATEGORY</div> <div></div>	SC		ST		OBC		GEN	
	Number	%	Number	%	Number	%	Number	%
	221	19.42	24	2.11	832	73.11	61	5.36

<div>CWSN</div> <div></div>	LD	VI	HI	S&LD	ID	Oth
	4	1	0	3	3	22

<div>Management</div> <div></div>	Government		Government-aided	
	Number	%	Number	%
	1138	100.00	0	0.00

Average Performance of Students in Language (%)

Overall	Gender		Area		Management		Social Group			
	Male	Female	Rural	Urban	Govt.	Aided	SC	ST	OBC	GEN
79.51	78.41	80.36	79.96	76.71	79.51	0.00	79.06	72.78	79.24	87.54

Performance on Learning Outcomes (LOs)

Learning Outcomes	Description	Average Performance(%)
L304	Reads small texts with comprehension i.e., identifies main ideas, details, sequence and draws conclusions	79.92
L312	Reads printed scripts on the classroom walls: poems, posters, charts etc.	78.70

Range of Performance of Students who Answered Correctly							
Below 30%		30% - 50%		50% - 75%		Above 75%	
Number	%	Number	%	Number	%	Number	%
26	2.28	66	5.80	297	26.10	749	65.82

Lowest Performing Learning Outcomes (LOs)

- 1 - Reads printed scripts on the classroom walls: poems, posters, charts etc. (78.70)
- 2 - Reads small texts with comprehension i.e., identifies main ideas, details, sequence and draws conclusions (79.92)